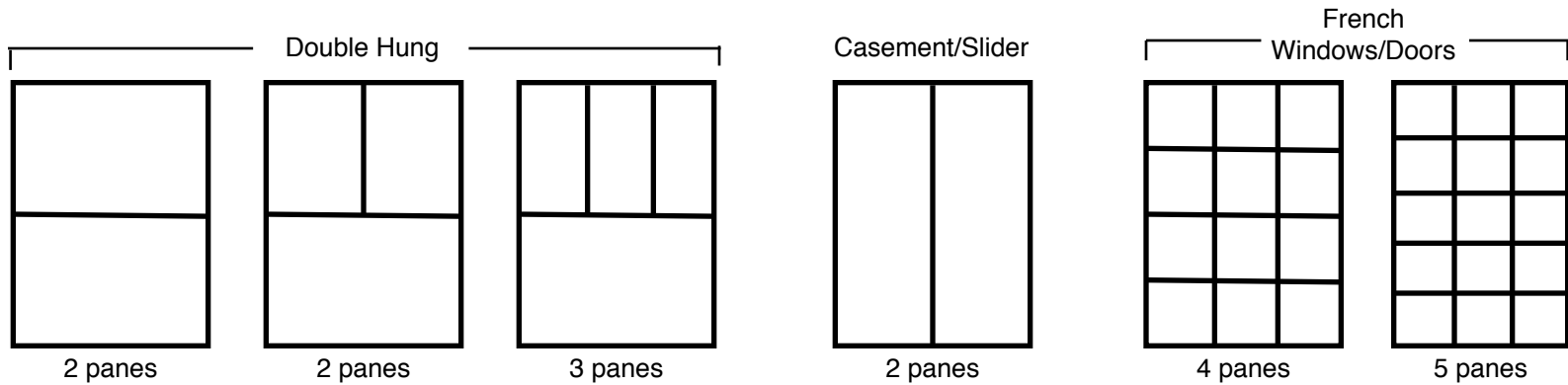


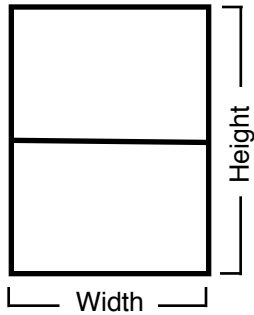
USE THIS SIMPLE GUIDE TO BUILD YOUR ESTIMATE

1. Number of panes. \$3 per pane (includes both sides of the window/door and any screens)




2. Size.

Add \$1 per pane for windows/doors taller/wider than 36"



3. Location.

Add \$1 per pane for windows/doors needing a ladder to access.
Estimate high windows from the outside to get accurate pane count



4. Skylights. \$7 each



ESTIMATE

Total number of panes ____ x \$3 = \$ ____

Panes over 36" high/wide ____ x \$1 = \$ ____

Panes needing ladder ____ x \$1 = \$ ____

Skylights ____ x \$7 = \$ ____

Total Estimate \$ _____

**Questions? Ready to schedule?
Need an on-site quote? Please
contact us today.**



SPOT FREE
720.938.3593
spot.free@gmail.com